

A hiker is shown from a side profile, ascending a steep, rocky mountain trail. The hiker is wearing a blue and orange jacket, dark pants, and red gaiters. They have a large blue backpack and are using two black trekking poles for stability. The background consists of rugged, grey rock formations and sparse green vegetation under a hazy, overcast sky.

GOALO[™]
ELITE

ESTRELLA[™]**3**

Reference Guide

Please read this guide BEFORE you use your gear!

Technical Specifications

ELITE

Input

12.5v±2V

Output

12.5±2V (0.26A : 12V)

Switch

On/Off Rocker Type

LED

3 Watt LED

Operating Temperatures

Optimal Operating Temperature

32-104F

Optimal Storage Temperature

32-140F

Dimensions

2.18" x 1.64"

Weight

0.46 lbs



Tested and certified




Before using your ESTRELLA for the first time, please follow these simple steps.

1. Activate your warranty by registering your GOALØ gear at <http://www.goal0.com/warranty>
2. Remove the protective covering from the lens.
3. Plug the power cable into the center input port in the top of the ESTRELLA.
4. Plug the other end of the ESTRELLA's power cable into the output port of your GOALØ power pack.
5. Turn on your ESTRELLA light for 160 lumens of long-lasting use.

Hint: The ESTRELLA LED light was designed to chain with up to a total of 6 lights. To use the chaining feature simply remove the rubber stopper on top of the ESTRELLA and plug in the power cable of the other ESTRELLA.

How many hours of light can you get from ESTRELLA?
Here's a quick reference guide to help you out.

RUNNING TIMES (IN HOURS)

LIGHTS			
Sherpa 50	16	8.3	5.5
Sherpa 120	40	20	13
Scout 150	50	25	16
Ranger 350	116	58	39

Chain up to 6 ESTRELLA lights.

Hint: Use the accessory car adapter to power your ESTRELLA light from the car.

CHAIN IT

Use this port to chain up to five additional ESTRELLA or LAL GOALØ lights.



PLUG-N-PLAY

Plug in the 9' ESTRELLA cable or flex cable to power your light from a GOALØ power pack.

NOTE: We've added an additional port to string multiple ESTRELLAs together.

...continued

ELITE

LIGHT IT UP

Rated at a powerful 160 Cree LED and for over 20,000 hours of use the ESTRELLA delivers a bright, wide angle flood of light with no hotspots.

MADE FOR IMPACT

High impact lens protects the ESTRELLA from hits and falls while out on the trail.



TURN IT ON

Turn on the ESTRELLA with its easy to access rocker switch.

LET IT HANG

Hang the ESTRELLA anywhere using the push-button adjustable carabiner.

BUNDLE IT UP

Velcro strap makes it easy to manage and pack away the cable.

CHAINING CABLE

Power the ESTRELLA from any GOALØ power pack with its 9' long

FLEX IT

Plug the flexible cable either directly into the ESTRELLA or extend it from the chaining cable. It's flexible and rigid form make it perfect for standing the ESTRELLA up or wrapping it around branches and tent poles.



Q- Is the ESTRELLA waterproof?

A-The ESTRELLA is water and weather resistant. If exposed to wet conditions for too long the LED light may short. Dry the ESTRELLA out completely before trying to use it again.

Q- Will the ESTRELLA shock me if it collects moisture?

A-No. The ESTRELLA is a very low power device.

Q- Can I chain a ESTRELLA with the Light-A-Life LED?

A-Yes. Chain any combination of ESTRELLA and Light-A-Life lights.

Q- What kind of light is in the ESTRELLA?

A-The ESTRELLA uses a powerful technology called Cree LED (light-emitting diode). The advantage of LED technology is that it's long lasting and powerful.

Q- Is the LED light bulb replaceable?

A-No. The LED light is meant to last for 20,000 hours. You should not need to replace it.

Q- Will the ESTRELLA only work with ELITE power packs?

A-No. The ESTRELLA will work with all GOALØ power packs. [From the DC output report: ESTRELLA lights together to light up your camp or tent.](#)

SHERPA POWER PACKS

From uncharted territory to areas with inconsistent power, this lightweight, compact rechargeable and chainable power pack offers even more power to go everywhere.



NOMAD FOLDABLE FABRIC PANELS

When space is tight and every ounce counts, this compact, chainable and foldable fabric solar panel system packs the perfect power source for every adventure.



ESTRELLA Cree LED LIGHT

With the ESTRELLA's low power draw, you can keep the trail, campsite or tent lit for hours at a time. Chain multiple ESTRELLAs together for even more light.



SHERPA UI - INVERTER

The SHERPA UI taps into the ELITE line of power packs and enables you to charge AC devices that can typically only draw power from a wall outlet.



Available at www.goal0.com.



Did You Know...

By purchasing GOALØ gear you are helping to sustain the philanthropic initiatives of Tifie Humanitarian. In fact, GOALØ was originally created to provide light in schools and orphanages across Africa. We invite you to learn more about our charity of choice by visiting Tifie's website at:

www.tifie.org

Join Tifie and GOALØ on **facebook**.

GOALØ[™]
ELITE

Please call us at 888-794-6250
if you have any additional questions.